

New pre-school
Longman
Elect

朗文新编幼儿英语
助孩子飞得更高





New Pre-school Longman Elect

由**专业**的教育顾问团队编写，本课程应用了多感官学习法，增加**学习兴趣**，提高**学习效能**。趣味横生的学习体验，**丰富全面**的教材方案，帮孩子打好英文基础。

我们**专业**的英语教学顾问团队应用了多感官学习法，激发孩子对英语学习的兴趣与动机。
— P.6-7



吴美莉博士



朱启华博士



伊莉莎白·巴瑞特博士
Dr Elizabeth Barrett



杰拉尔丁·吉尼塞斯讲师
Ms Geraldine Geniusas

精心规划的课程，系统的教学内容与活动，能有效提高孩子的**学习效能**。— P.8-9



新增**趣味**内容，提高孩子的学习兴趣。— P.10-19

Magic Colouring AR 魔法涂鸦



丰富全面的教材方案：学校、家庭配套教材，让教学更加轻松。

学生配套

Talking Pupil's Books 发声课本



Talking Activity Books 发声趣味练习册



Easy Pen 培生易学笔



教师配套

Teacher's Guides 教学指导




Big Books 教学用大书



Talking Song & Rhyme Posters 发声歌曲及儿歌大海报



Sentence Strips 拼句卡



Puppets 布偶



Talking Letter Cards 发声字母卡



Talking Flash Cards 发声闪卡



家长配套

Parents' Packs 家长套装




Parents' Guides 家长指南



Talking Picture Posters 发声词汇海报



Assessment Papers 评估试卷



Bridging to Primary 1 Booklet 小一英语试用课本



DVD-ROMs 数码视像光盘·互动学习光盘



Recording Stickers 录音贴纸



互动电子资源

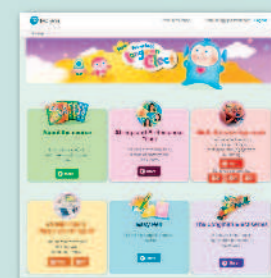
DVD-ROMs 数码视像光盘·互动学习光盘



Magic Colouring AR 魔法涂鸦



Companion Website 配套网站



专业培训



Teachers' Workshop 教师工作坊



专业的英教顾问

朗文新编幼儿英语课程

**New Pre-school
Longman Elect**

由一支专业的顾问团队联合打造，该团队应用了**多感官学习法**，为孩子提供全方位的新鲜体验，**寓学于乐，效果显著！**



吴美莉博士

- 香港教育大学幼儿教育学系助理教授及系主任

- 香港教育大学幼儿发展中心校监



朱启华博士

- 香港大学教育学院副教授

- 资讯及科技教育部主任

- 教育应用资讯科技发展研究中心副主任



伊丽莎白·巴瑞特博士
Dr Elizabeth Barrett

- 香港大学教育学院讲师



杰拉尔丁·吉尼塞斯讲师
Ms Geraldine Geniusas

- 香港中文大学英语教学单位讲师

- 全英资料撰写与编辑

多感官学习法是一种涉及两种或以上感官的教学方法。这些感官包括：



Sight 视觉



Hearing 听觉



Smell 嗅觉



Taste 味觉



Touch 触觉



Kinesthesia 动觉

通过参与新奇有趣的活动，孩子的语言能力将会得到全方位的提升。



精心规划的课程提高学习效能



朗文新编幼儿英语 New Pre-school Longman Elect - 主流英语课程的入门课程

两岁班

字母	单词	字母	关键词	补充单词	拼读
Aa	apple	Aa	apple	ant	/a/
Bb	boy	Bb	boy	ball, book	/b/
Cc	cat	Cc	car	cake, cat	/k/
Dd	dog	Dd	dog	doll, door	/d/
Ee	egg	Ee	egg	elephant	/e/
Ff	fish	Ff	fish	father	/f/
Gg	girl	Gg	girl	goat	/g/
Revision 复习: Hello/Hi!					
Hh	hat	Hh	hand	hat	/h/
Ii	ice cream	Ii	itchy	ice cream, insect	/i/
Jj	juice	Jj	juice	jam	/j/
Kk	key	Kk	key	kite	/k/
Ll	lion	Ll	lion	leaf	/l/
Mm	milk	Mm	milk	moon, mouse	/m/
Revision 复习: Merry Christmas/Thank you!					
Nn	net	Nn	nose	noodles	/n/
Oo	orange	Oo	orange	octopus	/o/
Pp	pig	Pp	pig	panda, pizza	/p/
Qq	quilt	Qq	quilt	queen	/k/
Rr	rabbit	Rr	rabbit	rain	/r/
Ss	sun	Ss	sun	sand, sea	/s/
Tt	tiger	Tt	tiger	tail, teeth	/t/
Revision 复习: Sorry!/It's OK.					
Uu	umbrella	Uu	umbrella	uncle	/u/
Vv	van	Vv	van	vase	/v/
Ww	water	Ww	water	window	/w/
Xx	xylophone	Xx	xylophone	x-ray	-
Yy	yo-yo	Yy	yo-yo	yellow	/y/
Zz	zip	Zz	zoo	zebra, zip	/z/
Revision 复习: Let's play/Good idea!					

小班

中班

主题	关键词	补充单词	句型	拼读
School 学校	a boy*, a girl*, a teacher a book, a crayon, a pencil, a school bag	a chair, a classroom, a table an eraser, a pen, a ruler	Good morning / afternoon. I am ... I have ...	g: girl, goat b: book, boy
Myself 认识自己	an ear (ears), an eye (eyes), a mouth, a nose*, a tooth (teeth) climb, dance, jump, run, walk	a face, hair slide, swing	Look at my ... I can ...	m: mouth, milk w: walk, water
Family 家庭	brother, daddy, grandfather, grandmother, mummy, sister	aunt, uncle	I love my ...	d: daddy, dog
Task 1: Colours 任务 1: 颜色	blue, green, red, yellow	-	It is ...	-
Food 食物	bread, butter, cheese, jam, juice*, milk* cake, fruit, jelly, pizza, salad	peas, sausage, cereal, tea a cookie, corn, ham, a tomato	I like ... Me too. May I have some ...? Sure.	j: jam, juice k: cake, cat
Weather 天气	a coat, a hat, a jacket, a scarf cold, cloudy, hot, rainy, sunny	boots, shoes, socks, trousers ice, the sun*, windy, an umbrella*	Please give me ... Here you are. What is the weather like? It is ...	h: hat, hand u: umbrella, Uncle
Task 2: Numbers 任务 2: 数字	one to ten	-	We have ...	-
People who help us 帮助我们的人	a doctor, a nurse, a postman a driver, a fireman, a policeman, a teacher*, a waiter	a letter, a stamp a policewoman	Thank you, ... You are welcome. What is he / she? He/She is ...	n: nurse, nose t: teacher, tiger
Community 社区	a park, a restaurant, a school, a shopping centre, a supermarket a clock tower, colourful, dim sum, the light show, tall, yummy	a fire station, a post office, a slide, a swing, a toy shop a junk, a ship	Where is the ...? It is over there. The ... is ...	p: park, pig y: yummy, yo-yo
Animals 动物	a bird, a cat, a dog*, a fish*, a rabbit* a cow, a duck, a hen, a horse, an insect, a sheep	a cage, an egg, a tail, a tortoise a butterfly, a goat, itchy*	This is my ... That is your ... What is it? It is ...	e: egg, elephant i: insect, itchy
Going about 交通工具	a bicycle, a bus, a ferry, a taxi	a car, a minibus, a plane, a train	I go home by ... /on foot.	f: ferry, fish
Task 1: Shapes 任务 1: 形状	circle, square, star, triangle	-	What shape is it? It is a ...	-
Science 科学	an apple*, a banana, a lemon, a mango, an orange*, a pear a cloud, a flower, the moon, a star, the sun*, a tree	grapes, a pineapple a butterfly, grass, a leaf, the sky	Is it ...? Yes, it is./No, it isn't. What can you see? I can see ...	o: orange, octopus s: sun, sea
Task 2: Numbers 任务 2: 数字	eleven to twenty	-	There are ... houses.	-

大班

主题	关键词	补充单词	句型	拼读
Fun with learning 趣味学习	dance*, draw, play, read, sing, write	headphones, a microphone, music	What do you like to do? I like to ...	-
Task 1: Interview Skills 任务 1: 面试技巧	-	-	What is your name? My name is ... How old are you? I am ... years old. Where do you live? I live in ... What food do you like? I like ...	-
Myself 认识自己	angry, happy, hungry, sad, thirsty big, small, fat, thin, tall, short	tired a dog*, an elephant*, a giraffe, a panda, a mouse, a monkey, a snake	I am ... It is ...	a: angry, apple -at: fat, hat
Family 家庭	a bathroom, a bedroom, a dining room, a kitchen, a living room a camera, a computer, a smartphone, a telephone	a bed, a chair, a fridge, a quilt*, a shower, a sofa, a table, a window a DVD player, a keyboard, a mouse, a television	Where are you? I am in the ... May I use the ..., please? Yes, sure.	q: quilt, queen
Healthy life 健康生活	fruit*, meat, noodles, rice, vegetables arm (arms), head, knee (knees), shoulder (shoulders), toe (toes)	chicken, soup, fish* fingers, foot, hand*, neck	Would you like some ...? Yes, please. / No, thank you. Come on! Let's move/ touch our ...	v: vegetables, van
Environmental protection 环境保护	animals, plants, a river, a waterfall brown, a can, a newspaper, a paper box, a plastic bottle, a recycling bin	a country park, a frog, a hill, a ladybird, a snail, the sun* a plastic bag, a reusable bag, blue, yellow	We have to protect the ... The ... should go in the ...	-un: sun, run x: box, six
Task 2: Time 任务 2: 时间	one to twelve o'clock	-	What time is it? It is ... o'clock.	-
Money management 资金管理	a dress, a red packet, shoes, sweets, trousers a balloon, a cap, a piggy bank, a storybook, an umbrella*	boots, chocolates, a shirt, a skirt, socks, a T-shirt clothes, a handbag, toys, a watch	Here is/are your ... How are you? I am fine, thank you. How much is the ...? It is ... dollars.	r: red, rabbit
China and the world 中国和世界	Beijing, China, the Great Wall, a museum a pair of chopsticks, curry, a fork, pasta, a spoon, sushi	a plane, a rocket a bowl, a knife, a plate, dim sum, pizza, steak	Where are we going? We are going to ... Can you pass me ..., please? Yes, here you are.	ch: china, chair
Animals 动物	an elephant, a giraffe, a monkey, a panda, a zebra a bear, a crocodile, a lion*, a snake, a tiger*	a kangaroo, a koala a deer, a hippo, a parrot, a spider	How many ... are there? There is/are ... Can you see the ...? Yes, I can. / No, I can't. We need water to ...	z: zebra, zoo l: lion, leaf
Science 科学	brush, clean, cook, drink, wash on, in, under	face, hands, teeth	Where is the ice? It is ...	-
Task 1: Position 任务 1: 位置	-	-	May I go to the ..., please? Yes, of course. /No, you may not.	k: key, kite
Preparing for primary school 上小学	a classroom, a library, a music room, a playground, a toilet a beach, cycling, hiking, swimming, travelling	a computer room, a hall, a uniform, a tuck shop, a bike, the sea, a shell	What do you do in summer? I go ... with my family in summer. What day is today? It is ...	-
Task 2: Days of the week 任务 2: 星期	Sunday to Saturday	-	-	-

小学课程

顺利衔接
小学课程



趣味内容

Talking Pupil's Books 发声课本

系统编排、逐步进阶

小班

Letter 字母

H h



hand

Word 单词

Phonics 拼读

Story 故事

日常生活场景，生动地展现单词，帮助记忆。



第1册 20-21页

Song 歌曲

Sing and move your body.
Clap Our Hands
Let's clap with our hands.
Let's clap with our hands.
Look at my hands! Look at my hands!
Let's clap with our hands.

Revision 复习



第2册 18-19页

展示简单的日常用语。

Picture Dictionary 图画字典



第1册 34-35页

中班及大班

Sentence pattern 句型



Words 单词

第3册 4-5页

Phonics 拼读

Picture Dictionary 图画字典



第3册 44-45页

Story 故事

设计包括生活化的对话场景，通过反复学习句型，令语言学习更轻松。

介绍一些基本概念，如：数字、颜色和形状等。

Song/Chant 歌曲/吟唱



第3册 6页

歌曲/吟唱及活动部分再次重温本单元的关键语言知识。

Activity 活动



第3册 7页

Task 任务



第3册 42-43页



趣味内容

Talking Pupil's Books 发声课本 四大能力、全面训练

听



第 5 册 19 页

使用易学笔或者扫描
二维码收听内容



第 3 册 11 页

扫描二维码

二维码链接 1
http://pslet.ilongman.com/qr/SB3_U9_P9.mp3

二维码链接 2
http://pslet.ilongman.com/qr/SB5_U4_P19.mp3



说



第 3 册 19 页



第 5 册 27 页



读



第 5 册 7 页



第 5 册 35 页

写



第 3 册 37 页



第 5 册 11 页





趣味内容

Talking Pupil's Books 发声课本

生动图画、趣味设计



Sight 视觉



第 1 册 28-29 页

Hearing 听觉



第 1 册 20-21 页

Smell 嗅觉



第 2 册 6-7 页

Touch 触觉



第 2 册 10-11 页

趣味内容

Talking Activity Books 发声趣味练习册 四大能力，全面训练，巩固基础



Magic Colouring AR 魔法涂鸦 - 趣味教学，夯实基础



My Mini Book, 随时随地复习知识

听

1 In my free time

Listen carefully. What do the children like to do? Circle the correct pictures.

练习册5 第2页

说

1 Paste the correct stickers. Say or record the sentences.

May I use the telephone, please? Yes, sure.

May I use the smartphone, please? Yes, sure.

May I use the camera, please? Yes, sure.

练习册5 第21页

读

Look at the picture. Colour the correct words.

练习册5 第32页

写

Write the missing words.

Dear Kelly,

May I use the _____ please?

Bumpy

Dear Mummy,

May I use the _____ please?

Tinky

练习册5 第23页

Phonics 拼读

1 Listen carefully. Circle the picture(s) for the word(s) that begin(s) with the /a/ sound.

Task 任务

Task 1 Interview

Use the Ask & Ask for the correct info.

My name is _____.

I am _____ years old.

I like _____.

I like _____.

I like _____.

My name is _____.

I am _____ years old.

I like _____.

I like _____.

I like _____.

Revision 复习

Revision 1

Look at the pictures. Tick the correct words.

The cat is black. Tick the correct words.

The cat is black. Tick the correct words.

The cat is black. Tick the correct words.

拼读、任务和复习部分同样设置四大能力的相关练习活动，帮助孩子巩固知识。

第一步 打开趣味练习册

第二步 用彩笔涂色

第三步 用平板电脑扫描涂好的画。和你自己创造的彩色 Bumpy 一起唱歌舞蹈吧!



趣味内容

Easy Pen 易学笔

英语学习, 生动呈现



精确的
英语发音

特大容量
储存不同
系列的课程
内容

录音与
回放功能

USB 充电



Talking Pupil's Books 发声课本

探索课本每一页的
有趣声音。



冰淇淋车上播放的音乐

第 1 册 22-23 页



第 2 册 26-27 页

木琴上的调子



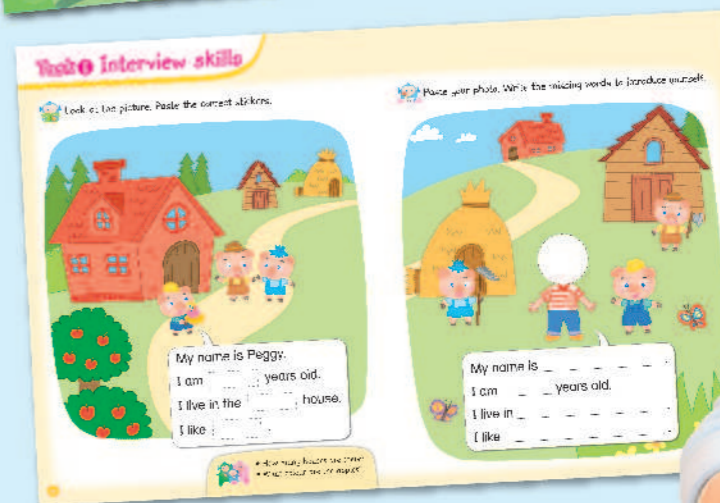
第 1 册 20-21 页

生日歌



Talking Activity Books 发声趣味练习册

听听练习册每一页的题目、
句子和单词。



丰富的教学资源

Teacher's Guides 教学指导

丰富的备课资源与清晰的备课步骤



Overview 概述

1 Meeting friends Theme: School

Overview

Learning Outcomes
Children will be able to:
- start an lesson or by greating someone politely;
- introduce oneself and exchange greetings; and
- recognise the letter 'g' and pronounce words beginning with the 'g' sound.

Unit 1: Meeting Friends
Theme: School

Keywords
a boy, a girl, a teacher

Extra words
a chalk, a classroom, a table

Phonics
g, boy - a girl, girl

Sentence Structure
... am ...

Expressions
- Good morning.
- Good afternoon.

21st Century Skills
Communication and collaboration
- What would you say if you wanted to greet someone in the morning / afternoon? (Good morning / afternoon.)

Pupil's Book pages 4-7

有关 21 世纪学习能力的补充问题

教学目标

Activity Checklist 活动清单

Activity	Objective	Resources
Warm-up - Greeting - Hello Hello	- greet each other - understand the basic structure of the unit	- Bumpy puppet - Talking Book Book 1 - DVD 2 - Talking Book Book 2
Introducing the target language - Story Time - Fun with Words	- introduce the target language in the unit	- Talking Book Book 3 - DVD 3 - Talking Book Book 4 - Talking Book Book 5 - Talking Book Book 6
Let's Sing - Let's Sing	- read the sentence structures 'I am ...' and 'I am ...' - repeat the key words in the unit	- Talking Book Book 3 - Talking Book Book 4 - Talking Book Book 5 - Talking Book Book 6
Good morning / afternoon	- use children's experiences of greeting others	- Talking Book Book 3 - Talking Book Book 4 - Talking Book Book 5 - Talking Book Book 6
Wrap up - Good morning / afternoon	- use children's experiences of greeting others	- Talking Book Book 3 - Talking Book Book 4 - Talking Book Book 5 - Talking Book Book 6
Words - Hello Bumpy!	- introduce the character Bumpy to the children - 'Good morning / afternoon, Bumpy.' - 'Hello Bumpy!' - 'Good morning / afternoon, Bumpy.' - 'Hello Bumpy!' - 'Good morning / afternoon, Bumpy.' - 'Hello Bumpy!'	- Talking Book Book 3 - Talking Book Book 4 - Talking Book Book 5 - Talking Book Book 6

英语外教的教学大纲

Teaching Plan 教学计划

Teaching Plan

Classroom Decoration
Materials
- Talking Book Book 2-7

Steps
- Stick the Talking Letter Cards on the board in alphabetical order.
- The objects related to this unit in the classroom to create a rich language environment for the children.

Introducing the target language
Story Time and Fun with Words

Let's Sing
- Let's Sing

Materials
- Talking Book Book 3, DVD 3, Talking Book Book 4, DVD 4, Talking Book Book 5, DVD 5, Talking Book Book 6, DVD 6

Steps
- Ask the children if they still remember the classroom sitting order. Ask them to wave to one another.
- Teacher can demonstrate the gesture by waving gently to the children.

Hello Bumpy!

Material
Bumpy puppet

Steps
- Introduce the character Bumpy to the children. Hold up the Bumpy puppet and say, 'Good morning / afternoon, Bumpy.'
- Encourage the children to say 'Good morning / afternoon, Bumpy.'
- Make Bumpy's voice and say 'I am Bumpy.'
- Ask the children to get a shoulder partner and introduce themselves by saying 'Good morning / afternoon, I am (child's name).'
- Repeat the same steps using the 'Hello Bumpy!' and 'Good morning / afternoon, Bumpy!' phrases.

加入多感官学习法

配合 6 大学习范畴

Teaching Plan 教学计划

Book 2 Unit 1

Meeting Friends

Today is the first day at school!
Good morning / afternoon! I am Miss Chen, says the teacher.
Look! There are two new students.
Bob says, 'I am Bob. I am a boy.'
Ann says, 'I am Ann. I am a girl.'
Then, the children introduce themselves.
I am Kelly. I am a girl, says Kelly.
I am Mike. I am a boy, says Mike.
I am Bumpy, says Bumpy. I am a ...
Is Bumpy a boy or a girl?

Phonics Fun

Materials
Talking Book Book 2, DVD 2, Talking Book Book 3, DVD 3, Talking Book Book 4, DVD 4, Talking Book Book 5, DVD 5, Talking Book Book 6, DVD 6

Steps
- Show the pictures on pages 4-5 of Talking Book 2. Ask the children what they can see in the classroom. Invite suggestions.
- Have the children go to the story, read to tell the story.

Phonics Fun
- Listen to the voice of a boy or a girl? (A girl?)
- Listen to the voice of a boy or a girl? (A boy?)
- Listen to the voice of a boy or a girl? (A boy?)
- Listen to the voice of a boy or a girl? (A girl?)
- Listen to the voice of a boy or a girl? (A boy?)
- Listen to the voice of a boy or a girl? (A girl?)

引导式问题
附参考答案

完整的故事文本

Meeting Friends

Today is the first day at school!
Good morning / afternoon! I am Miss Chen, says the teacher.
Look! There are two new students.
Bob says, 'I am Bob. I am a boy.'
Ann says, 'I am Ann. I am a girl.'
Then, the children introduce themselves.
I am Kelly. I am a girl, says Kelly.
I am Mike. I am a boy, says Mike.
I am Bumpy, says Bumpy. I am a ...
Is Bumpy a boy or a girl?

Phonics Fun

Materials
Talking Book Book 2, DVD 2, Talking Book Book 3, DVD 3, Talking Book Book 4, DVD 4, Talking Book Book 5, DVD 5, Talking Book Book 6, DVD 6

Steps
- Show the pictures on pages 4-5 of Talking Book 2. Ask the children what they can see in the classroom. Invite suggestions.
- Have the children go to the story, read to tell the story.

发音练习

唱歌活动

Extra Activities 延展活动

Extra Activities

Words
Let's say the words:
boy, girl, teacher

Materials
Talking Book Book 2, DVD 2, Talking Book Book 3, DVD 3, Talking Book Book 4, DVD 4, Talking Book Book 5, DVD 5, Talking Book Book 6, DVD 6

Steps
- Play the audio for the words 'boy', 'girl', and 'teacher'.
- Have the children repeat the words.
- Have the children go to the story, read to tell the story.

Let's Sing

Materials
Talking Book Book 2, DVD 2, Talking Book Book 3, DVD 3, Talking Book Book 4, DVD 4, Talking Book Book 5, DVD 5, Talking Book Book 6, DVD 6

Steps
- Sing the song 'Good morning / afternoon' with the children.
- Have the children go to the story, read to tell the story.

节省备课时间!

Worksheets 课后作业

Worksheet for Unit 4

Name: _____ Class: _____ Date: _____

Track and match the pictures with the correct words.

tall dim sum yummy

Assessment Form 评估表

Name: _____ Class: _____ Date: _____

Book 3 Unit 1: Meeting friends (Theme: School)

Learning Objectives	Assessment Items	Rating	Remarks
1. I can understand the meaning of the words 'boy', 'girl', 'teacher'.	1. I can understand the meaning of the words 'boy', 'girl', 'teacher'.	+	
2. I can understand the meaning of the words 'boy', 'girl', 'teacher'.	2. I can understand the meaning of the words 'boy', 'girl', 'teacher'.	++	
3. I can understand the meaning of the words 'boy', 'girl', 'teacher'.	3. I can understand the meaning of the words 'boy', 'girl', 'teacher'.	+++	
4. I can understand the meaning of the words 'boy', 'girl', 'teacher'.	4. I can understand the meaning of the words 'boy', 'girl', 'teacher'.	+	
5. I can understand the meaning of the words 'boy', 'girl', 'teacher'.	5. I can understand the meaning of the words 'boy', 'girl', 'teacher'.	++	
6. I can understand the meaning of the words 'boy', 'girl', 'teacher'.	6. I can understand the meaning of the words 'boy', 'girl', 'teacher'.	+++	
7. I can understand the meaning of the words 'boy', 'girl', 'teacher'.	7. I can understand the meaning of the words 'boy', 'girl', 'teacher'.	+	
8. I can understand the meaning of the words 'boy', 'girl', 'teacher'.	8. I can understand the meaning of the words 'boy', 'girl', 'teacher'.	++	
9. I can understand the meaning of the words 'boy', 'girl', 'teacher'.	9. I can understand the meaning of the words 'boy', 'girl', 'teacher'.	+++	
10. I can understand the meaning of the words 'boy', 'girl', 'teacher'.	10. I can understand the meaning of the words 'boy', 'girl', 'teacher'.	+	

丰富的教学资源

DVD-ROMs 数码视像光盘 · 互动学习光盘

DVDs 数码视像光盘



Story Time 故事时间

Let's Sing 唱歌吧!

DVD-ROMs 互动学习光盘



Treasure Island 金银岛

Flipping Fun 翻翻乐

Yes or No? 猜对错



Fun With Words 单词游戏



Puppet Show 布偶剧场



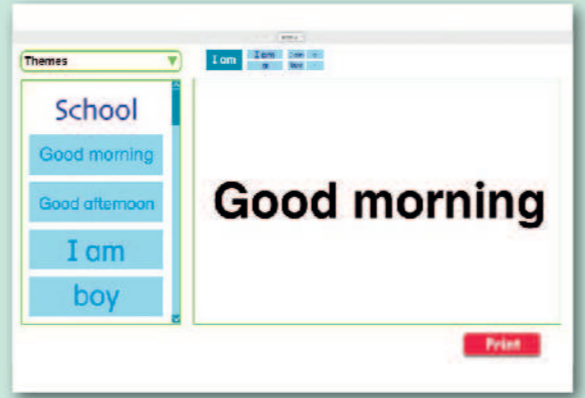
Phonics Fun 拼读游戏



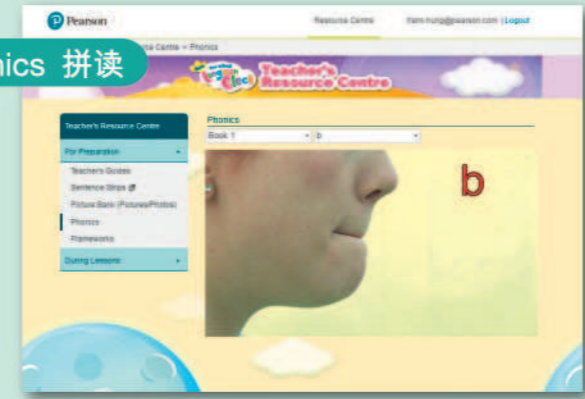
孩子可以将学到的关键词或句型在日常生活加以延伸应用

Companion Website 配套网站

Sentence Strips 拼句子



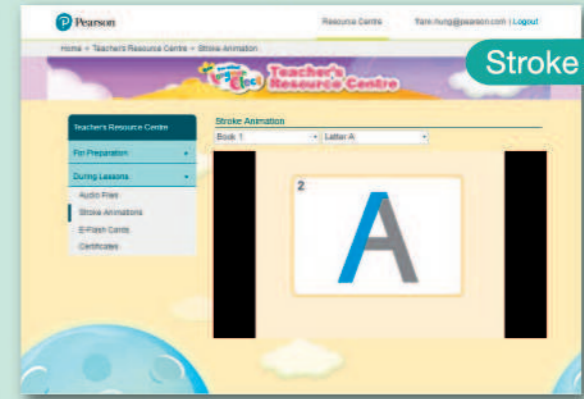
Phonics 拼读



Picture Bank (Pictures / Photos) 图片库 (图画/照片)



Stroke Animations 书写演示




丰富的教学资源



Big Books
教学用大书



Talking Letter Cards 发声字母卡



提供可用于手指描画的字母模板

Talking Song & Rhyme Posters
发声歌曲及儿歌大海报



Talking Flash Cards 发声闪卡



Sentence Strips 拼句卡



Professional training 专业培训

阅读工作坊



阅读技巧工作坊



戏剧活动分享会



拼读工作坊





简易家长套装

Parents' Packs 家长套装


Parents' Guides 家长指南



Talking Picture Posters 发声词汇海报



Assessment Papers 评估试卷



收录培生英语测试及剑桥英语测试的单词及题型。



DVD-ROMs 数码视像光盘·互动学习光盘



Recording Stickers 录音贴纸



Bridging to Primary 1 Booklet 小一英语试用课本

